

# Cassette

Model : **NEW** AUYG30LRLE / **NEW** AUYG36LRLE / **NEW** AUYG45LRLA / **NEW** AUYG54LRLA /  
 AUYG36LRLA [3phase] / AUYG45LRLA [3phase] / AUYG54LRLA [3phase]



Wired R.C.



For AUYG30/36LRLE



For AUYG36/45/54LRLA

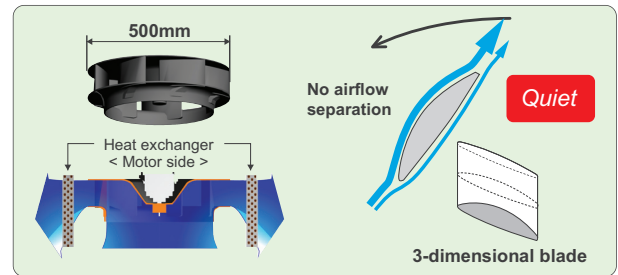
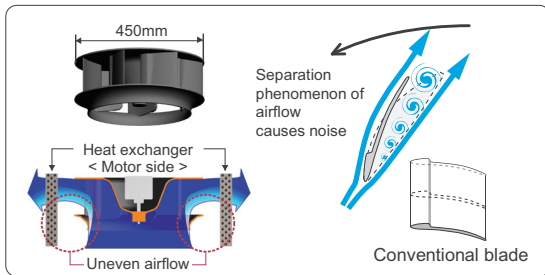


## Features

### High efficiency turbo fan with 3-dimensional blade

Previous turbo fan: Air passing through the heat exchanger was uneven and the air would only flow close to the ceiling.

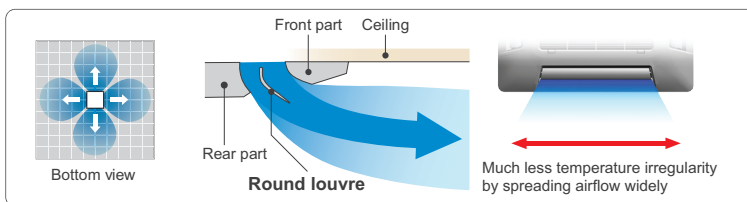
New turbo fan: High efficiency airflow distribution has been achieved by the introduction of a 3 dimensional blade which increases the air passing over the heat exchanger.



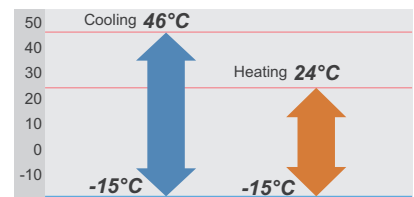
← Spin direction    → Airflow direction    ••••• Turbulent flow noise

### Improvement of the airflow distribution

New louvre: The louvre design distributes air leaving a space between the chassis and the ceiling allowing far and wide airflow distribution.



### Low ambient operation



### Adjustment of hanger position is possible after installation



### High lift drain pump



### Optional parts

Wired Remote Controller:	UTY-RNNYM, UTY-RVNYM
Simple Remote Controller:	UTY-RSNYM
IR Receiver Kit:	UTY-LRHYA2
Wide Panel:	UTG-AGYA-W
Panel Spacer:	UTG-BGYA-W
Air Outlet Shutter Plate:	UTR-YDZC
Insulation Kit For High Humidity:	UTZ-KXGA
External Connect Kit:	UTY-XWZX UTY-XWZX2 UTY-XWZX3
External Control Set:	UTD-ECS5A
Fresh Air Intake Kit:	UTZ-VXGA



## Specifications

Model No.	Indoor unit		AUYG30LRLE	AUYG36LRLE	AUYG45LRLA	AUYG54LRLA	AUYG36LRLA	AUYG45LRLA	AUYG54LRLA					
	Outdoor unit		AOYG30LETL	AOYG36LETL	AOYG45LETL	AOYG54LETL	AOYG36LATT	AOYG45LATT	AOYG54LATT					
Power Source	V/∅/Hz		230/1/50	230/1/50	230/1/50	230/1/50	400/3/50	400/3/50	400/3/50					
Capacity	Cooling	kW	8.5(2.8~10.0)	10.0(2.8~11.2)	12.5(4.0~14.0)	13.3(4.5~14.5)	10.0(4.7~11.4)	12.5(5.0~14.0)	14.0(5.4~16.0)					
	Heating		10.0(2.7~11.2)	11.2(2.7~12.7)	14.0(4.2~16.2)	16.0(4.7~16.5)	11.2(5.0~14.0)	14.0(5.4~16.2)	16.0(5.8~18.0)					
Input Power	Cooling/Heating	kW	2.65/2.77	3.12/3.02	3.88/3.77	4.42/4.69	2.44/2.56	3.54/3.58	4.36/4.43					
EER	Cooling	W/W	3.21	3.21	3.22	3.01	4.10	3.53	3.21					
COP	Heating		3.61	3.71	3.71	3.41	4.38	3.91	3.61					
Pdesign	Cooling/Heating	kW	8.5/8.0	10.0/8.7	-	-	10.0/10.0	-	-					
SEER	Cooling	W/W	6.50	6.30	-	-	6.50	-	-					
SCOP	Heating		4.30	4.20	-	-	4.30	-	-					
Energy Efficiency Class	Cooling	-	A++	A++	-	-	A++	-	-					
	Heating		A+	A+	-	-	A+	-	-					
Running Current	Cooling/Heating	A	11.6/12.2	13.7/13.3	17.0/16.5	19.3/20.5	3.7/3.9	5.3/5.3	6.5/6.6					
Annual Energy Consumption	Cooling	kWh/a	458	555	-	-	573	-	-					
	Heating		2604	2897	-	-	3253	-	-					
Moisture Removal			l/h	2.5	3.5	4.5	5.0	3.0	4.5	5.0				
Sound Pressure (Cooling)	Indoor	H/M/L/Q	40/38/36/32		43/38/36/32		46/42/40/36		47/43/41/37					
	Outdoor		High	53		54		55		55				
Sound Power (Cooling)	Indoor	High	54		57		-		-					
	Outdoor		High	68		69		-		-				
Airflow Rate (High)	Indoor / Outdoor		m³/h		1600/3600		1800/3800		1900/6750		2000/6750			
Net Dimension H x W x D	Indoor	mm	288x840x840		50x950x950		288x840x840		50x950x950		288x840x840		50x950x950	
		kg(lbs)	26(57)/5.5(12)		26(57)/5.5(12)		26(57)/5.5(12)		26(57)/5.5(12)		26(57)/5.5(12)		26(57)/5.5(12)	
	Outdoor	mm	830x900x330		830x900x330		1290x900x330		1290x900x330		1290x900x330		1290x900x330	
	kg(lbs)	61(135)		61(135)		86(190)		86(190)		104(229)		104(229)		104(229)
Piping Connections (Small / Large)			mm		9.52/15.88		9.52/15.88		9.52/15.88		9.52/15.88		9.52/15.88	
Drain Hose Diameter (I.D./O.D.)			mm		25.0/32.0		25.0/32.0		25.0/32.0		25.0/32.0		25.0/32.0	
Max Pipe Length (Pre-Charge)			m		50(20)		50(20)		50(20)		50(20)		50(20)	
Max Height Difference			m		30		30		30		30		30	
Operation Range	Cooling	°CDB	-15~46		-15~46		-15~46		-15~46		-15~46		-15~46	
	Heating		-15~24		-15~24		-15~24		-15~24		-15~24		-15~24	
Refrigerant (Global Warming Potential)			R410A(1,975)		R410A(1,975)		R410A(1,975)		R410A(1,975)		R410A(1,975)		R410A(1,975)	
Cassette Grille			UTG-UGYA-W		UTG-UGYA-W		UTG-UGYA-W		UTG-UGYA-W		UTG-UGYA-W		UTG-UGYA-W	

## Dimensions

Models : AUYG30LRLE / AUYG36LRLE / AUYG36LRLA / AUYG45LRLA / AUYG54LRLA

(Unit : mm)

